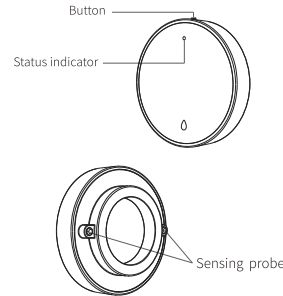


Water Leak Detector User Manual

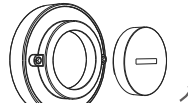


Product Description

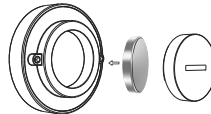


Network Setting

1.Power on the product.

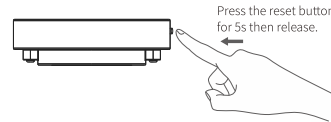


Insert a thin blade or coin to the slot on the battery cover and rotate it anticlockwise to open.



Install the battery and close the battery cover.

2.Press the reset button for 5S and release, the green LED will flash for network setting.

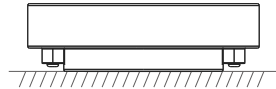


Distribution network hint:

- Press the reset button for 5s-10s, the green LED is on, once green LED turns off, release the reset button, the green LED flashes, means ready for network setting. It keeps on flashing for 20s during network setting.If pressing for more than 10s, network setting cancelled.
- The green LED will be on for 5s to indicate network setting succeeds. If fails, the green LED is off.

Installation Instructions

Place the product in the detection area.




Bottom view

Technical Parameters

| | |
|------------------------|--|
| Model Number | ZWS16 |
| Wireless Technology | Zigbee |
| Working Voltage | DC 3 V (CR2032 battery) |
| Transmission Frequency | 2.4 Ghz |
| Working Temperature | -10°C to +55°C |
| Low battery indication | Yes |
| Battery Life | More than one year (20 times per day) |
| Detection Method | Water sensor probe |
| Dimensions | φ59.5mmx17mm |

Toxic or Hazardous Substances or Elements of this Product

| Component Name | Toxic or Hazardous Substances or Elements | | | | | |
|---|---|-----------------|-----------------|-------------------------------------|---------------------------------------|--|
| | Lead (Pb) | Mercury (Hg) | Cadmium (Cd) | Hexavalent chromium (Cr (VI)) | Polybrominated biphenyls (PBBs) | Polybrominated diphenyl ethers (PBDEs) |
| LED | O | O | O | O | O | O |
| PCB | O | O | O | O | O | O |
| Cover and other components | O | O | O | O | O | O |
| <p>This table complies with SJ/T 11364.</p> <p>O: indicates that the toxic or hazardous substance amount contained in all homogeneous materials of a component does not exceed that stipulated in GB/T 26572.</p> <p>X: indicates that the toxic or hazardous substance amount contained in at least one of the homogeneous materials of a component exceeds that stipulated in GB/T 26572.</p>  | | | | | | |

Warranty Certificate

Warranty policy:

1. If the product has quality problems within 7 days of the payment date, you can apply for a refund based on the invoice price or to replace with the same model or have it repaired..
2. If the product has quality problems within 15 days of the payment date, you can apply to replace the product with he same model or have it repaired.
3. If the product has quality problems within 12 months of the payment date, you can apply to have it repaired.

What is not covered under this warranty:

1. The product owner has no warranty certificate or the warranty service has expired.
2. Damage caused by improper use, maintenance, or storage
3. Damage caused by disassembly and repair without Tuya's authorization
4. Damage caused by force majeure
5. Normal discoloration and depreciation after the product has been used

User Form

User information (Specify real information. Tuya promises to use the information only for after-sales services.)

Name _____

Phone number _____

Email _____

Zip code _____

Address _____

Product information

Name _____ Model _____

Color _____ Product SN _____

Service Return ☐ Replace ☐ Repair ☐

Fault symptoms _____

Handling date _____

Maintenance personnel signature _____

Vendor Form

User information (Specify real information. Tuya promises to use the information only for after-sales services.)

Name _____

Phone number _____

Email _____

Zip code _____

Address _____

Product information

Name _____ Model _____

Color _____ Product SN _____

Service Return ☐ Replace ☐ Repair ☐

Fault symptoms _____

Handling date _____

Maintenance personnel signature _____